

Bright II RPC User Manual




	Power knob	Rotate the knob to "ON" position to power on the line cabinet; Rotate the knob to "OFF" position to power off the cabinet.
	RUN/STOP knob	In AUTO mode, rotate the knob to "RUN", Pumping Unit starts running; rotate the knob to "STOP", Pumping Unit stops running.
	Cabinet door lock knob	Simultaneously turn the knobs counterclockwise to open the cabinet door, Simultaneously turn the knob clockwise to lock the cabinet door.

Table 4-3 Panel description

4.4 ICU Introduction

4.4.1 ICU Introduction

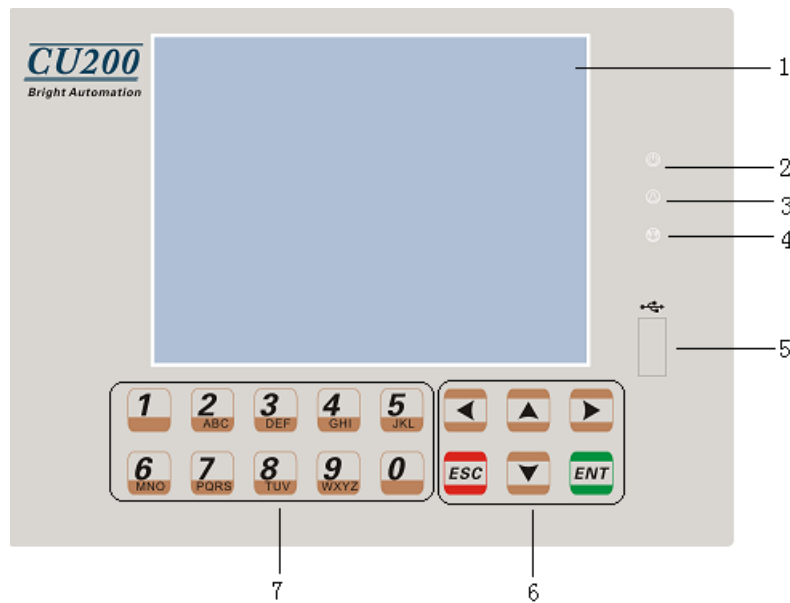


Figure 4-15 ICU appearance

No.	Name	Function
1	LCD Display	Display various data, alarm and fault information of the system