

## Surge protection device - CN-UB-280DC-BB - 2818850

Please be informed that the data shown in this PDF Document is generated from our Online Catalog. Please find the complete data in the user's documentation. Our General Terms of Use for Downloads are valid (<http://phoenixcontact.com/download>)



Attachment plug with replaceable surge protection for coaxial signal interfaces. Connection: N connector socket/ socket

The illustration shows version CN-UB-280DC-SB

### Product Features

- For outdoor installations
- Mounting plate enables mounting, e.g., in a control cabinet
- Replaceable, gas-filled arrester
- Installed as surge protection between antenna and wireless module
- 



### Key commercial data

Packing unit	1 pc
Weight per Piece (excluding packing)	140.0 GRM
Custom tariff number	85363010
Country of origin	Germany

### Technical data

#### Dimensions

Height	25 mm
Width	25 mm
Depth	67 mm

#### Ambient conditions

Ambient temperature (operation)	-40 °C ... 80 °C
Degree of protection	IP55

#### General

## Surge protection device - CN-UB-280DC-BB - 2818850

### Technical data

#### General

Housing material	Nickel-plated brass
Color	nickel
Standards for clearances and creepage distances	IEC 60664-1
Surge voltage category	III
Pollution degree	2
Mounting type	Connection-specific intermediate plugging
Type	Attachment plug
Direction of action	Line-Shield/Earth Ground

#### Protective circuit

IEC test classification	C2
	C3
	D1
VDE requirement class	C2
	C3
	D1
Maximum continuous voltage $U_C$	280 V DC
	195 V AC
Maximum continuous voltage $U_C$ (wire-ground)	280 V DC
	195 V AC
Nominal current $I_N$	5 A (25 °C)
Operating effective current $I_C$ at $U_C$	$\leq 1 \mu A$
Nominal discharge current $I_n$ (8/20) $\mu s$ (Core-Earth)	20 kA
Nominal discharge current $I_n$ (8/20) $\mu s$ (Core-Shield)	20 kA
Total surge current (8/20) $\mu s$	20 kA
Total surge current (10/350) $\mu s$	2.5 kA
Max. discharge current $I_{max}$ (8/20) $\mu s$ maximum (Core-Shield)	20 kA
Nominal pulse current $I_{an}$ (10/1000) $\mu s$ (Core-Shield)	100 A
Impulse discharge current (10/350) $\mu s$ , peak value $I_{imp}$	2.5 kA
Output voltage limitation at 1 kV/ $\mu s$ (Core-Earth) spike	$\leq 900$ V
Output voltage limitation at 1 kV/ $\mu s$ (Core-Shield) spike	$\leq 900$ V
Voltage protection level $U_p$ (core-ground)	$\leq 1.1$ kV (C2 - 10 kV / 5 kA)
	$\leq 900$ V (C1 - 1 kV/500 A)
	$\leq 1$ kV (C3 - 25 A)
	$\leq 1$ kV (C3 - 25 A)
	$\leq 1$ kV (C3 - 25 A)
Voltage protection level $U_p$ (core-shield)	$\leq 1.1$ kV (C2 - 10 kV / 5 kA)

## Surge protection device - CN-UB-280DC-BB - 2818850

### Technical data

#### Protective circuit

	900 V (C1 - 1 kV/500 A)
	≤ 1 kV (C3 - 25 A)
	≤ 1 kV (C3 - 25 A)
	≤ 1 kV (C3 - 25 A)
Response time tA (Core-Earth)	≤ 100 ns
Response time tA (Core-GND)	≤ 100 ns
Input attenuation aE, asym.	typ. 0.1 dB (≤ 1.2 GHz)
	typ. 0.2 dB (≤ 2.2 GHz)
Cut-off frequency fg (3 dB), asym. (shield) in 50 Ohm system	> 3 GHz
Standing wave ratio SWR in a 50 Ω system	typ. 1.1 (≤ 2 GHz)
Permissible HF power P <sub>max</sub> at VSWR = xx (50 ohm system)	700 W (VSWR = 1.1)
	200 W (VSWR = ∞)
Capacity (Core-Earth)	typ. 1.5 pF
Capacity asymmetrical (shield)	typ. 1.5 pF
Impulse durability (conductor-ground)	C1 - 1 kV/500 A
	C2 - 10 kV/5 kA
	C3 - 100 A
	D1 - 2,5 kA

#### Connection data

Connection method	N connector 50 Ω
Connection type IN	N connector, female
Connection type OUT	N connector, female

#### Standards and Regulations

Standards/regulations	IEC 61643-21
-----------------------	--------------

### Classifications

#### eCl@ss

eCl@ss 4.0	27140201
eCl@ss 4.1	27130801
eCl@ss 5.0	27130801
eCl@ss 5.1	27130801
eCl@ss 6.0	27130807
eCl@ss 7.0	27130807
eCl@ss 8.0	27130807

# Surge protection device - CN-UB-280DC-BB - 2818850

## Classifications

### ETIM

ETIM 2.0	EC000943
ETIM 3.0	EC000943
ETIM 4.0	EC000943
ETIM 5.0	EC000943

### UNSPSC

UNSPSC 6.01	30212010
UNSPSC 7.0901	39121610
UNSPSC 11	39121610
UNSPSC 12.01	39121610
UNSPSC 13.2	39121620

## Approvals

### Approvals

---

#### Approvals

UL Listed / EAC

---


#### Ex Approvals

---

Approvals submitted

---

## Approval details

UL Listed 	
Nominal current I <sub>N</sub>	5 A
Nominal voltage U <sub>N</sub>	280 V

EAC
-----

## Surge protection device - CN-UB-280DC-BB - 2818850

### Accessories

#### Accessories

#### Assembly adapter

Mounting plate - CN-UB/MP - 2818135



Tongue for attaching the CN-UB..., to housing panels, for example.

---

Mounting plate - CN-UB/MP-90DEG-50 - 2803137



Angled bracket for individually fixing CN-UB... to housing panels, for example.

---

### Additional products

Mounting plate - CN-UB/MP - 2818135



Tongue for attaching the CN-UB..., to housing panels, for example.

---

### Spare parts

Gas-filled surge arrester - CN-UB-G1 - 2818203



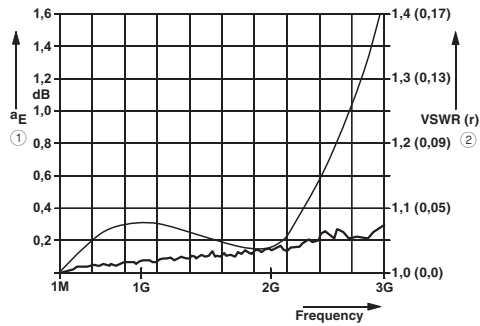
Reserve gas-filled surge arrester for CN-UB-280DC...

---

### Drawings

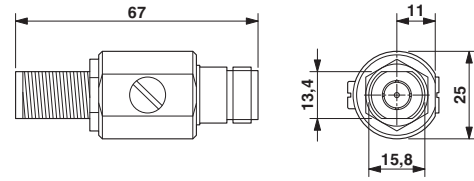
# Surge protection device - CN-UB-280DC-BB - 2818850

Diagram



- ① Typical attenuation curve for CN-UB-280DC...
- ② Typical VSWR at CN-UB-280DC...

Dimensional drawing



Circuit diagram

